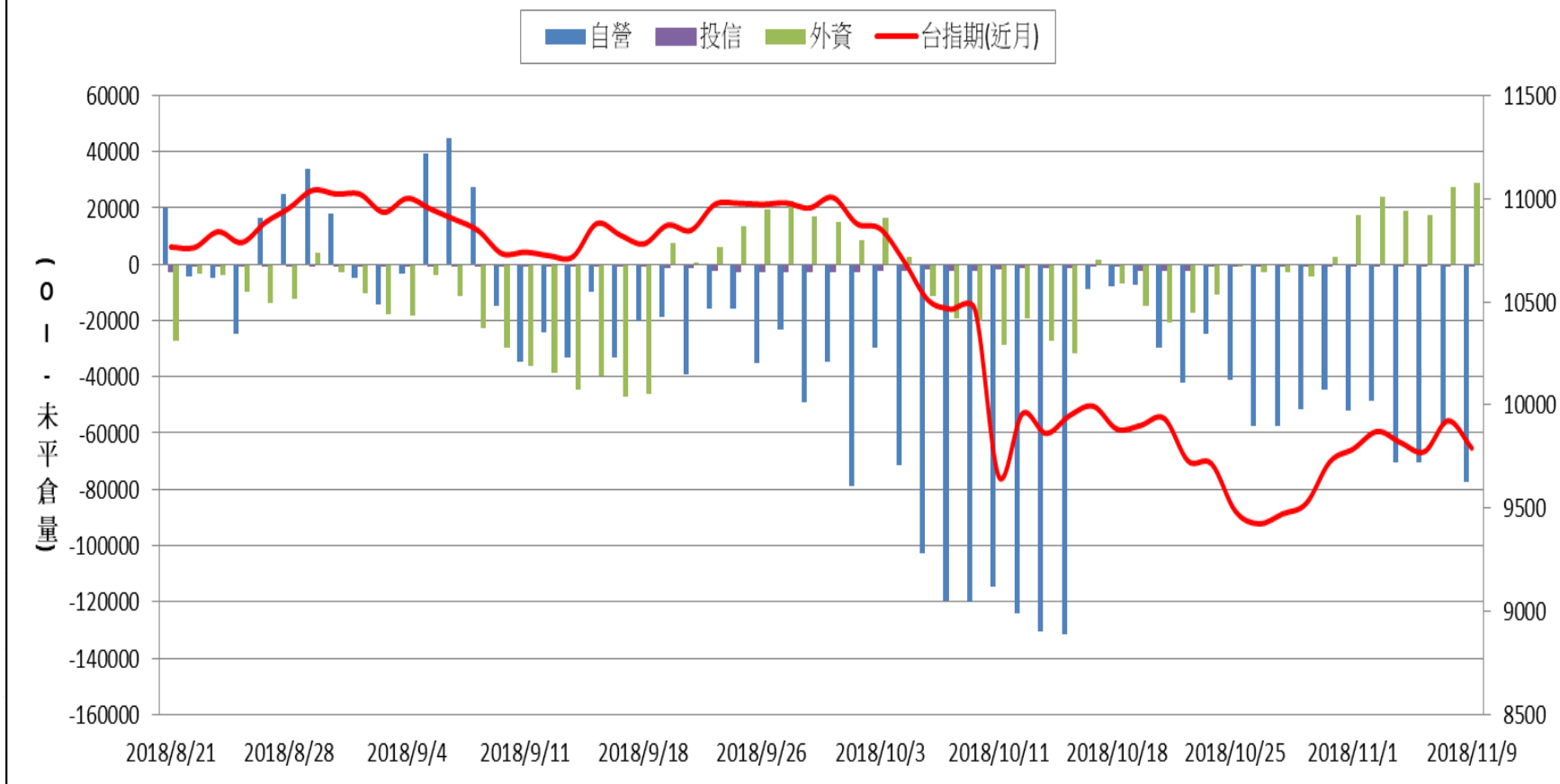
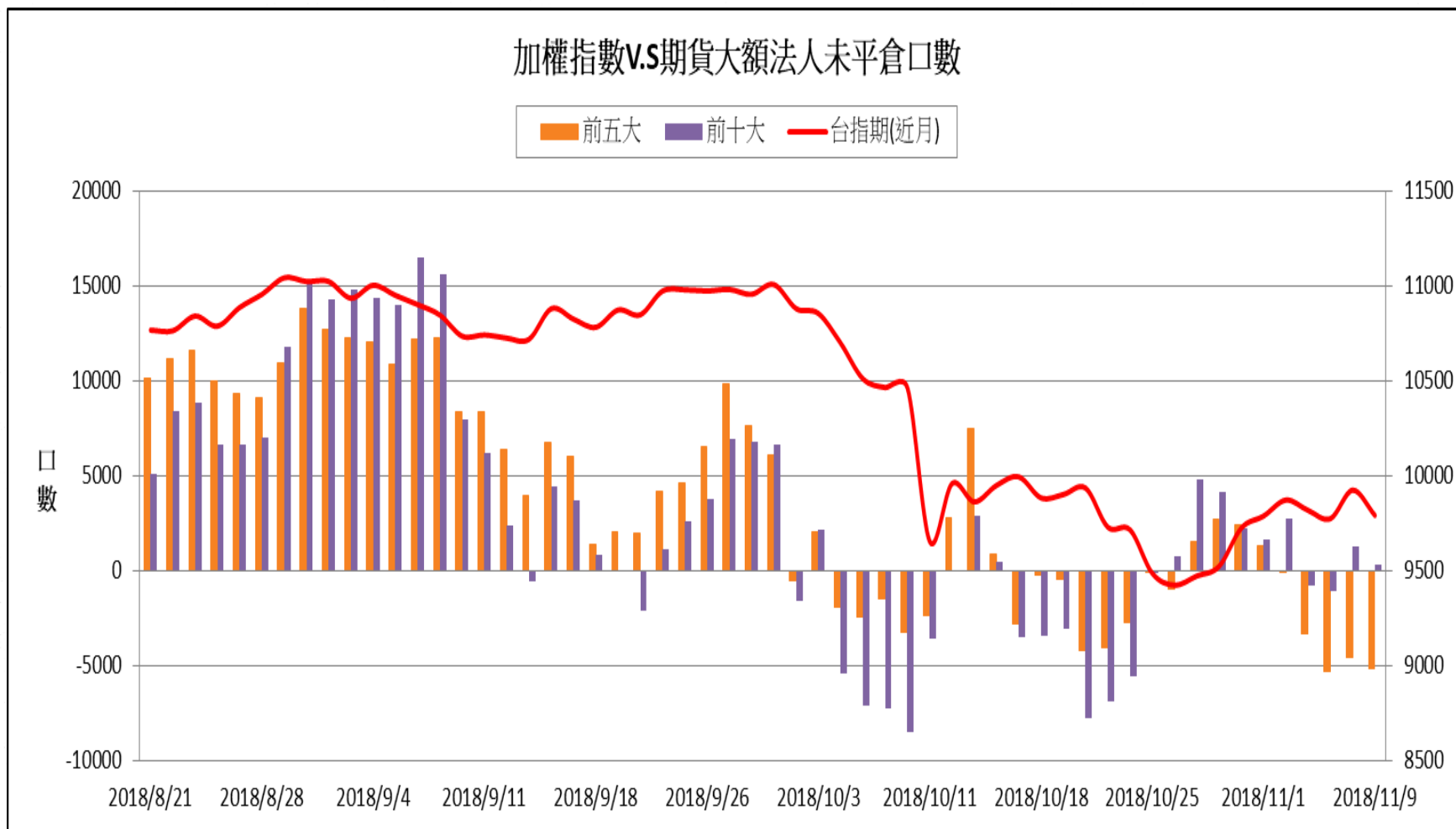
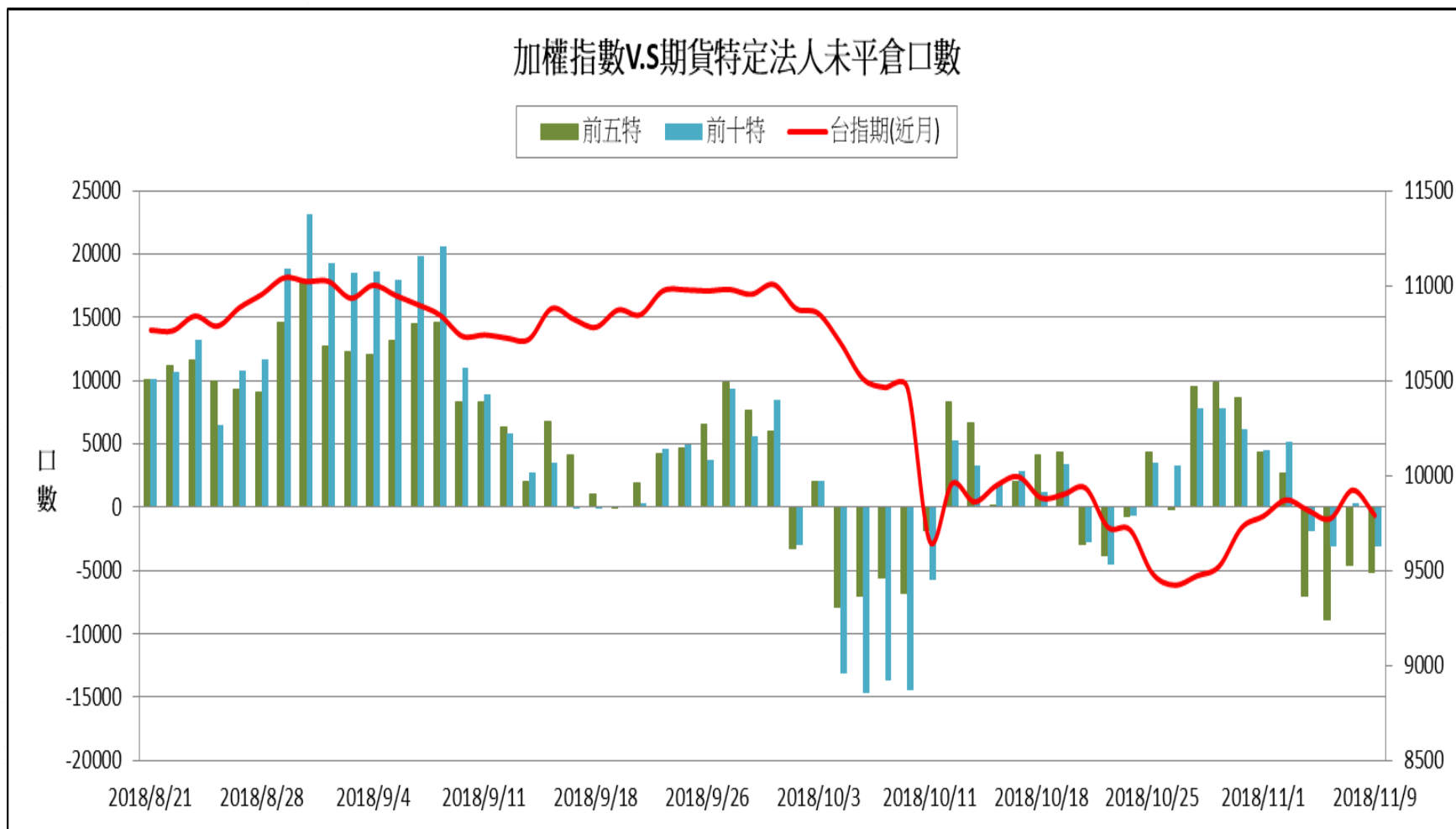


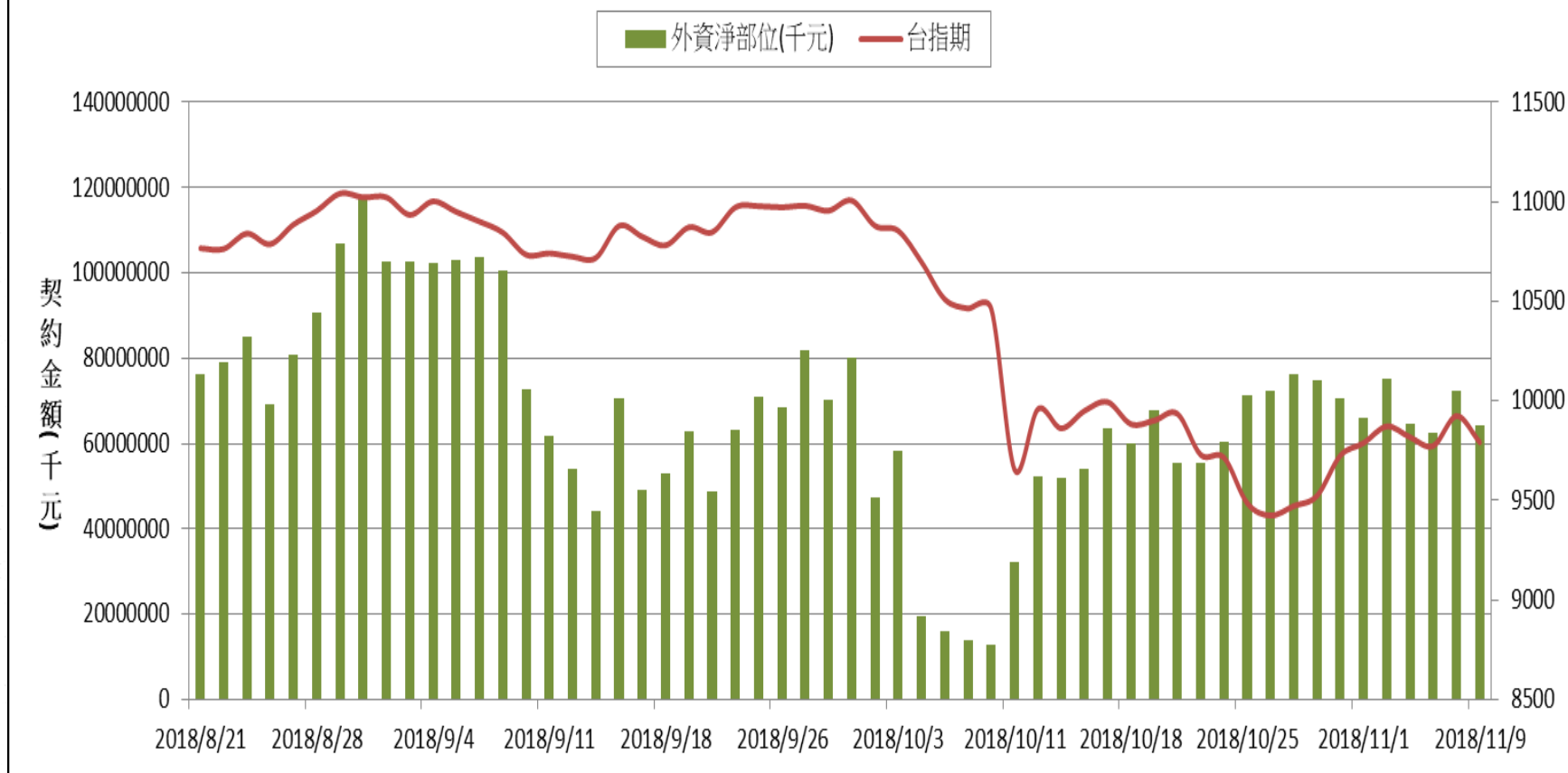
### 選擇權三大法人未平倉口數 V.S 台指期(近月)

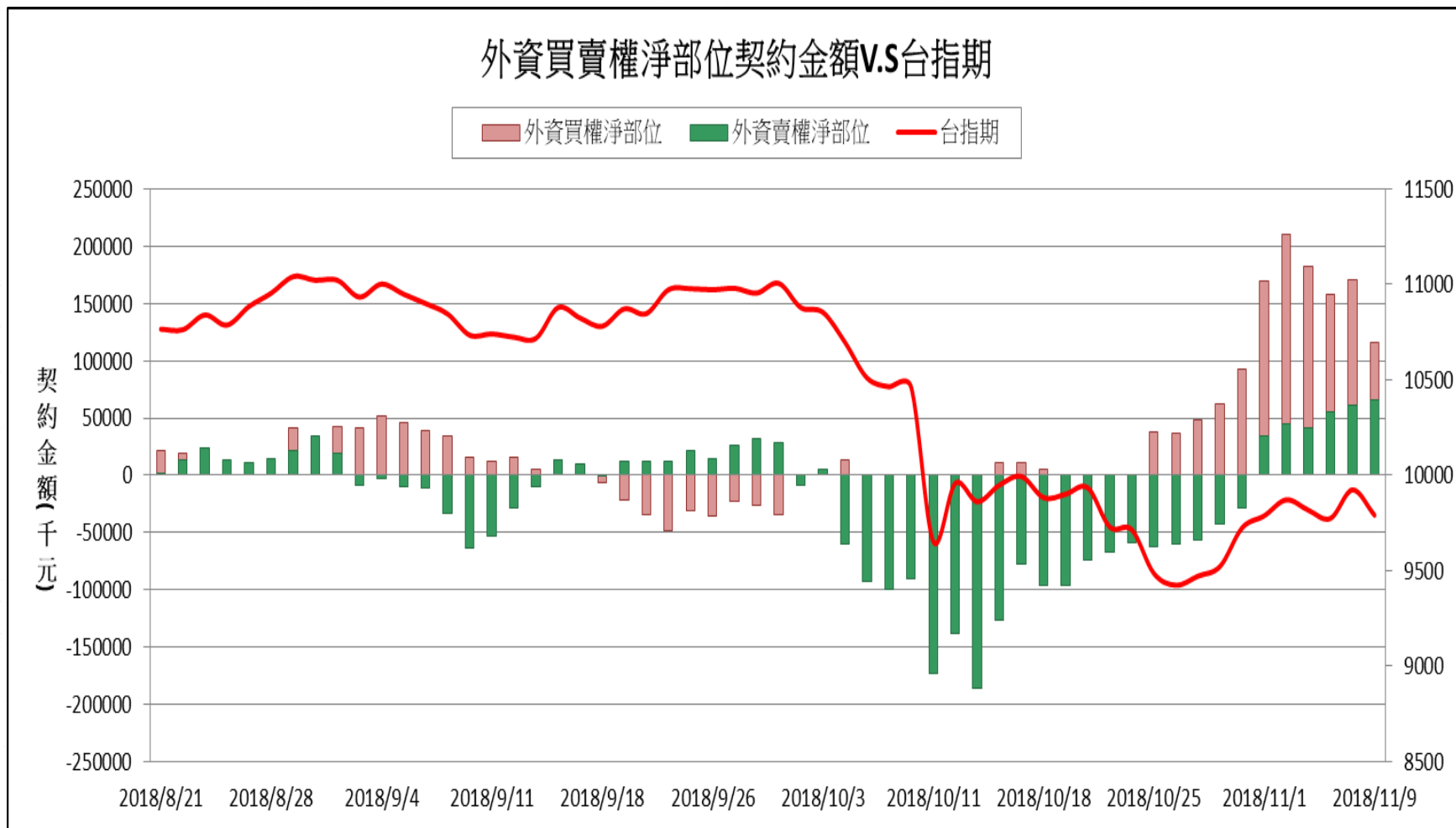


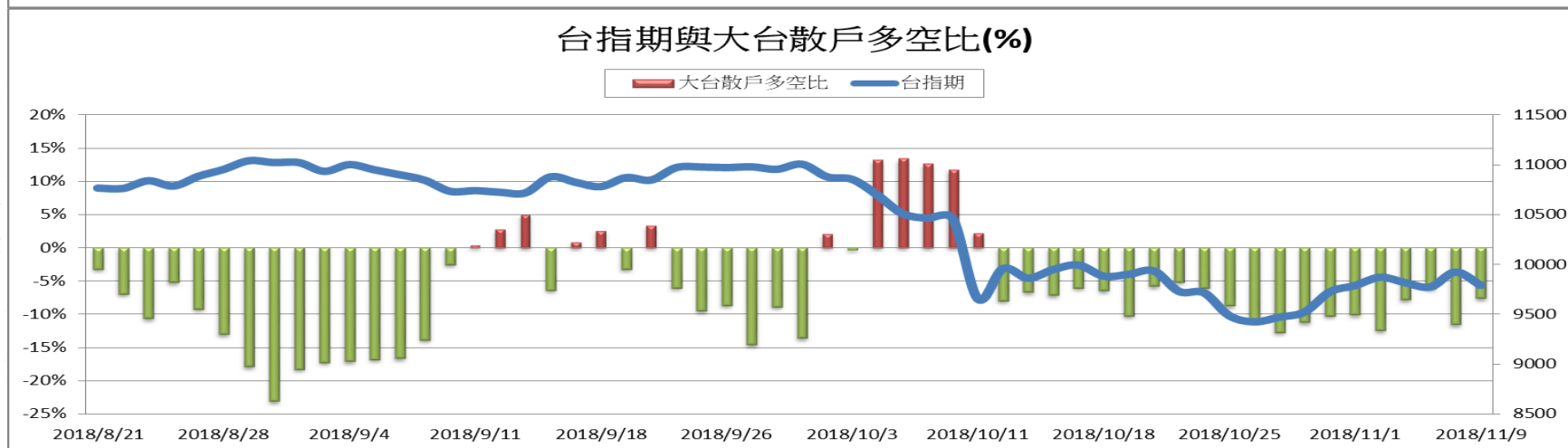
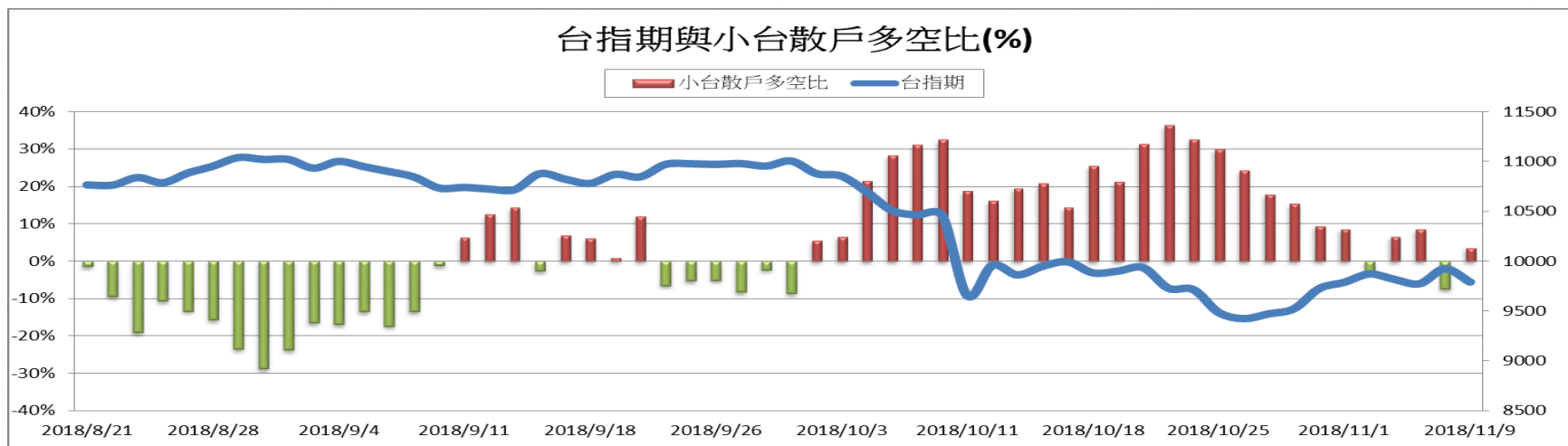




### 外資台指期與選擇權淨部位契約金額V.S台指期









買 權			201811	賣 權			
Vol	OI變化	OI	履約價	OI	OI變化	Vol	
0	0	2	8000		5846 (+2119)	1134	
0	0	0	8100		2262 (+1457)	1278	
0	0	20	8200		3639 (+701)	1266	
0	0	31	8300		7071 (-3409)	2142	
0	0	5	8400		4738 (-710)	1371	
0	0	5	8500		3898 (-1780)	2497	
0	0	376	8600		3847 (-651)	2343	
0	0	217	8700		3556 (-1650)	1094	
0	(-2)	452	8800		11335 (-364)	2428	
36	(+36)	310	8900		6653 (-760)	1945	
2	(-2)	357	9000		16405 (-1161)	3687	
1	(+16)	357	9100		7826 (+229)	1522	
7	(-1)	583	9200		9806 (+471)	3393	
12	(-51)	898	9300		10343 (+294)	4047	
85	(+28)	2040	9400		14243 (+2547)	6642	
254	(-76)	3879	9500		15626 (+2211)	10896	
2487	(-208)	4351	9600		13237 (+3378)	10298	
4314	(-54)	5219	9700		15275 (+3855)	12846	
13934	(+4161)	14160	9800		15010 (+5733)	12473	
10722	(+3467)	12720	9900		7333 (+1658)	7150	
17193	(+274)	18410	10000		4332 (+467)	1640	
14327	(+715)	15498	10100		2260 (+153)	568	
13520	(-1142)	18484	10200		1503 (+38)	145	
11185	(+2543)	16787	10300		3485 (-40)	91	
5153	(+549)	12323	10400		1809 (-37)	121	
2860	(+552)	13870	10500		5181 (-3)	6	
1293	(+1890)	12488	10600		1464 (-31)	10	
647	(+6)	6144	10700		1299 (-3)	7	
515	(-16)	16185	10800		1613 (-4)	2	
244	(-88)	4609	10900		262 0	2	
105	(+269)	5993	11000		183 0	0	
20	(-90)	2694	11100		108 0	0	
252	(+16)	3466	11200		66 (-1)	3	
19	(-14)	3795	11300		81 0	0	
45	(-39)	2615	11400		65 0	0	
39	(-33)	1719	11500		36 0	0	
5	(+11)	2174	11600		0 0	0	
0	0	2359	11700		1 0	0	
0	0	2083	11800		4 0	0	
0	0	863	11900		3 0	0	
0	0	1668	12000		1 0	0	
0	0	906	12100		5 0	0	
0	0	439	12200		0 0	0	
0	0	526	12300		0 0	0	
0	0	243	12400		3 0	0	
0	0	98	12500		0 0	0	
0	0	637	12600		0 0	0	
0	0	569	12700		0 0	0	
0	0	625	12800		0 0	0	